



US00D731766S

(12) **United States Design Patent**
Ellis

(10) **Patent No.:** **US D731,766 S**

(45) **Date of Patent:** **** Jun. 16, 2015**

(54) **FOOTWEAR SOLE**

(71) Applicant: **Frampton E. Ellis**, Jasper, FL (US)

(72) Inventor: **Frampton E. Ellis**, Jasper, FL (US)

(**) Term: **14 Years**

(21) Appl. No.: **29/452,002**

(22) Filed: **Apr. 10, 2013**

(51) **LOC (10) Cl.** **02-04**

(52) **U.S. Cl.**
USPC **D2/947**

(58) **Field of Classification Search**

USPC D2/902, 906, 908, 916, 918, 925,
D2/946-962, 977; 36/3 B, 22 R, 24.5, 25 R,
36/28, 32 R, 34 R, 59 C, 67 A, 103
CPC A43B 13/00; A43B 13/02; A43B 13/023;
A43B 13/026; A43B 13/04; A43B 13/08;
A43B 13/10; A43B 13/12; A43B 13/14;
A43B 13/141; A43B 13/143; A43B 13/16;
A43B 13/18; A43B 13/181; A43B 13/187;
A43B 13/189; A43B 13/20; A43B 13/22;
A43B 13/223; A43B 13/24; A43B 13/28;
A43B 13/30; A43B 13/32; A43B 13/34;
A43B 13/36

See application file for complete search history.

(56) **References Cited**

U.S. PATENT DOCUMENTS

D329,536	S	*	9/1992	Lucas	D2/954
D330,800	S	*	11/1992	Lucas	D2/959
D332,516	S	*	1/1993	Middleton	D2/916
D332,517	S	*	1/1993	Middleton	D2/916
5,909,948	A		6/1999	Ellis, III		
D420,785	S	*	2/2000	Perez	D2/916

(Continued)

Primary Examiner — T. Chase Nelson

(74) *Attorney, Agent, or Firm* — Mendelsohn, Drucker & Dunleavy, P.C.

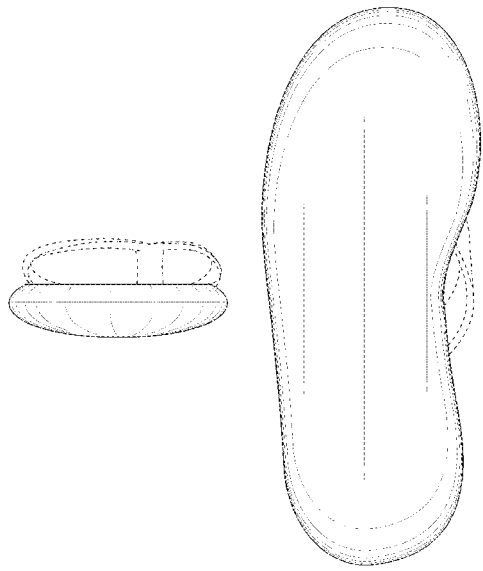
(57) **CLAIM**

The ornamental design for a footwear sole, as shown and described.

DESCRIPTION

FIG. 1 is a perspective view of one embodiment the footwear sole;
FIG. 2 is an anterior (front) view of the footwear sole of FIG. 1;
FIG. 3 is a posterior (rear) view of the footwear sole of FIG. 1;
FIG. 4 is a top view of the footwear sole of FIG. 1;
FIG. 5 is a bottom view of the footwear sole of FIG. 1;
FIG. 6 is a medial view of the footwear sole of FIG. 1;
FIG. 7 is a lateral view of the footwear sole of FIG. 1;
FIG. 8 is a perspective view of another embodiment the footwear sole;
FIG. 9 is an anterior (front) view of the footwear sole of FIG. 8;
FIG. 10 is a posterior (rear) view of the footwear sole of FIG. 8;
FIG. 11 is a top view of the footwear sole of FIG. 8;
FIG. 12 is a bottom view of the footwear sole of FIG. 8;
FIG. 13 is a medial view of the footwear sole of FIG. 8; and, FIG. 14 is a lateral view of the footwear sole of FIG. 8.
In FIGS. 1-14, the details shown in broken lines are for illustrative purposes only and form no part of the claimed design. The embodiments of the footwear sole shown in FIGS. 1-14 are for a right foot. Embodiments of the footwear sole for a left foot are mirror images of the embodiments shown in FIGS. 1-14 about a sagittal plane of a human body.

1 Claim, 10 Drawing Sheets



(56)

References Cited

U.S. PATENT DOCUMENTS

6,115,941	A	9/2000	Ellis, III		7,562,468	B2	7/2009	Ellis, III	
6,115,945	A	9/2000	Ellis, III		D608,993	S *	2/2010	McClaskie	D2/952
6,295,744	B1	10/2001	Ellis, III		D612,589	S *	3/2010	Kovacs	D2/961
D449,918	S *	11/2001	Boncutter	D2/917	7,793,430	B2	9/2010	Ellis	
6,487,795	B1	12/2002	Ellis, III		8,291,614	B2	10/2012	Ellis	
6,584,706	B1	7/2003	Ellis, III		D693,548	S *	11/2013	Yudelowitz	D2/951
6,609,312	B1	8/2003	Ellis, III		D699,424	S *	2/2014	Hamm	D2/961
6,629,376	B1	10/2003	Ellis, III		2004/0216330	A1 *	11/2004	Swigart	36/29
6,675,498	B1	1/2004	Ellis, III		2005/0217141	A1 *	10/2005	Cobian	36/3 B
D485,972	S *	2/2004	Magro	D2/916	2012/0174434	A1	7/2012	Ellis	
6,789,331	B1	9/2004	Ellis, III		2012/0210603	A1	8/2012	Ellis	
D498,902	S *	11/2004	Adams	D2/951	2012/0226353	A1	9/2012	Ellis	
6,810,606	B1	11/2004	Ellis, III		2012/0324763	A1	12/2012	Ellis	
7,174,658	B2	2/2007	Ellis, III		2013/0146407	A1	6/2013	Ellis	
7,243,443	B2 *	7/2007	Swigart	36/28	2013/0152282	A1	6/2013	Ellis	
7,334,350	B2	2/2008	Ellis, III		2013/0153346	A1	6/2013	Ellis	
7,334,356	B2	2/2008	Ellis, III		2013/0157003	A1	6/2013	Ellis	
D563,648	S *	3/2008	Belley et al.	D2/969	2013/0160322	A1	6/2013	Ellis	
					2014/0310992	A1 *	10/2014	Shalom et al.	36/103
					2014/0345167	A1 *	11/2014	Al-Ani	36/25 R

* cited by examiner

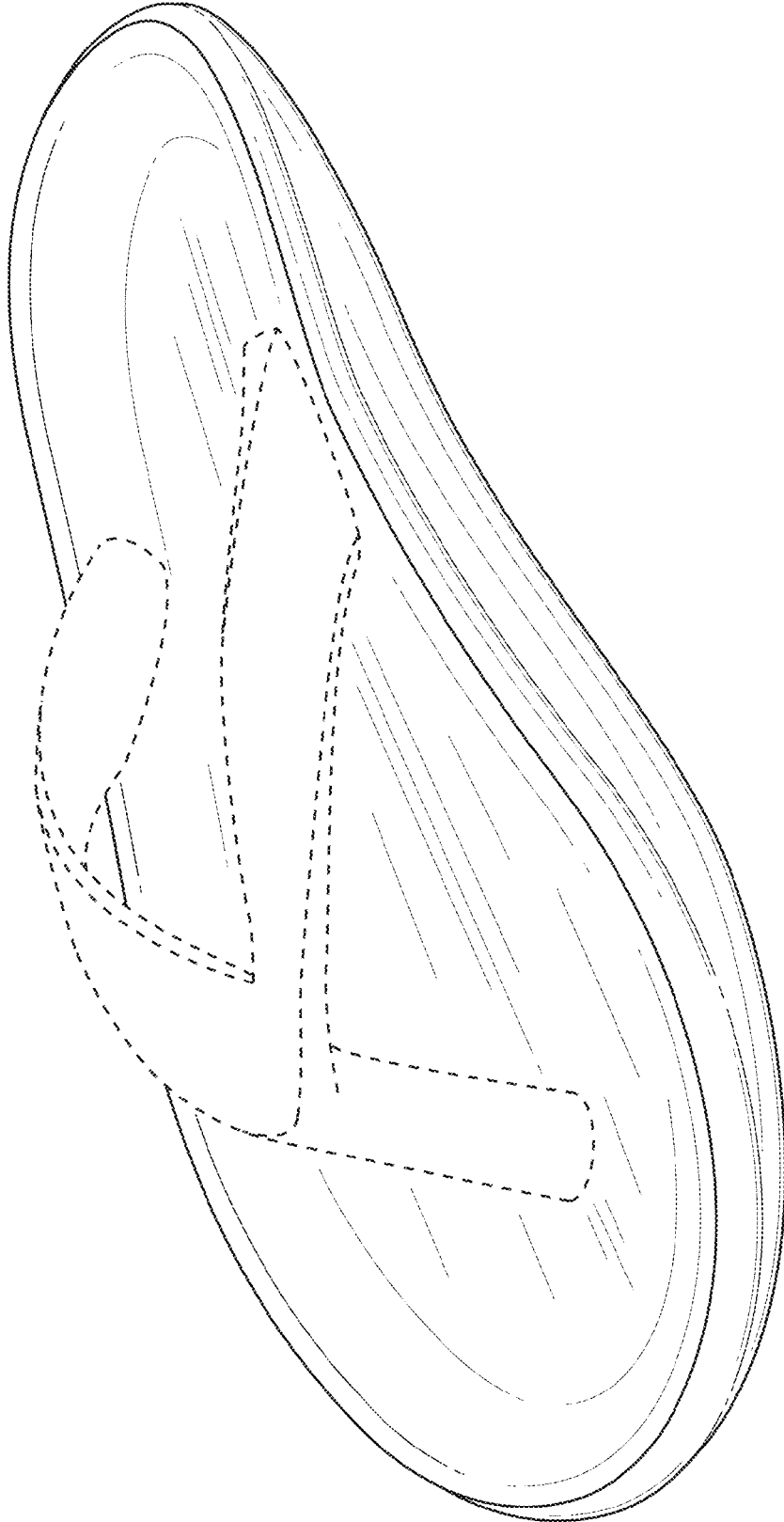


FIG. 1

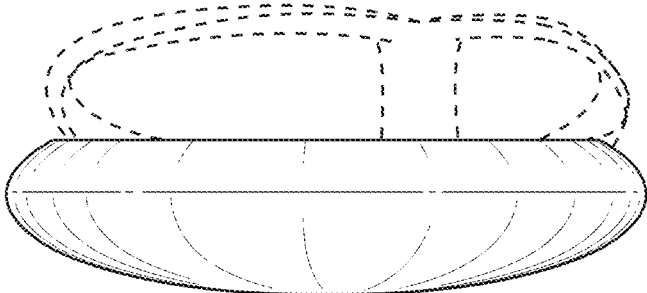


FIG. 2

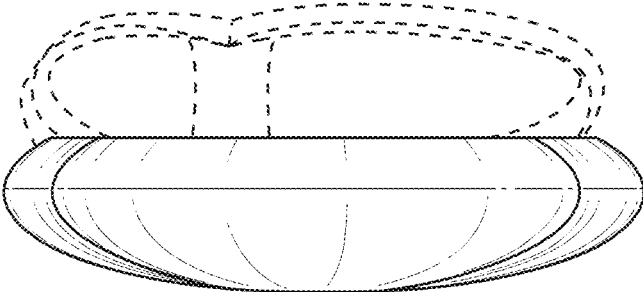


FIG. 3

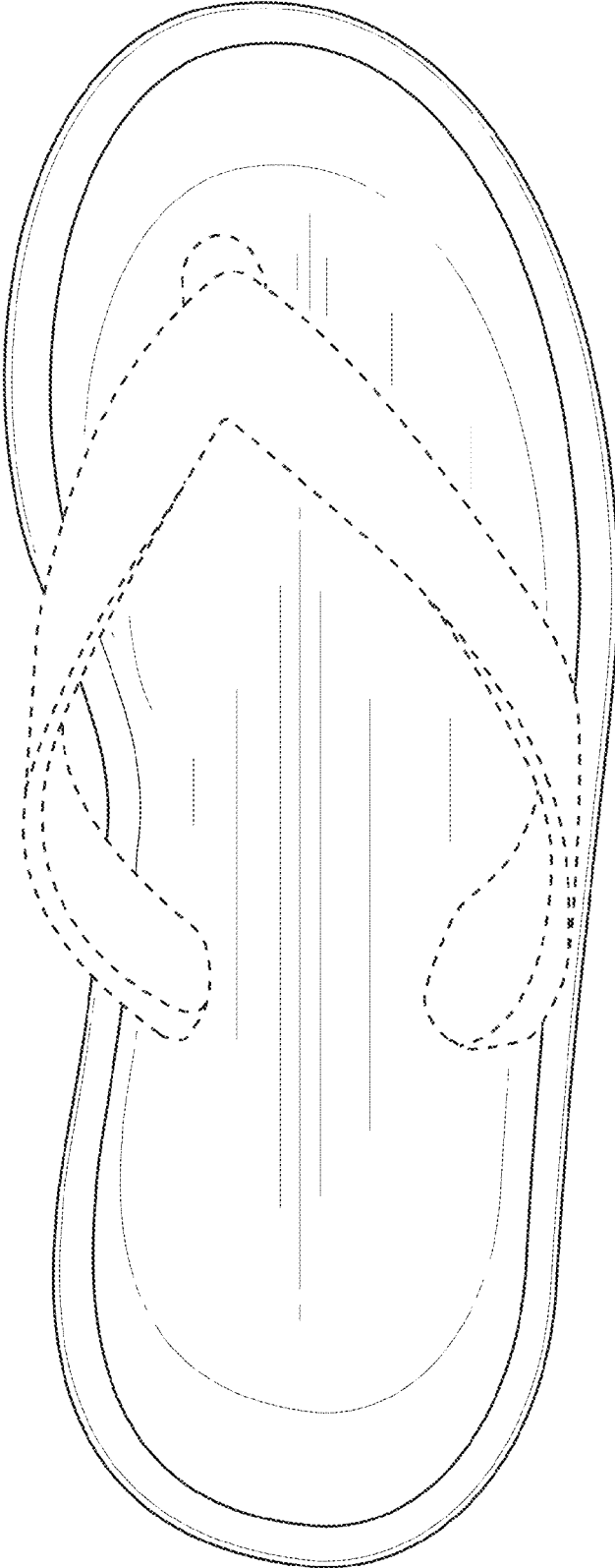


FIG. 4

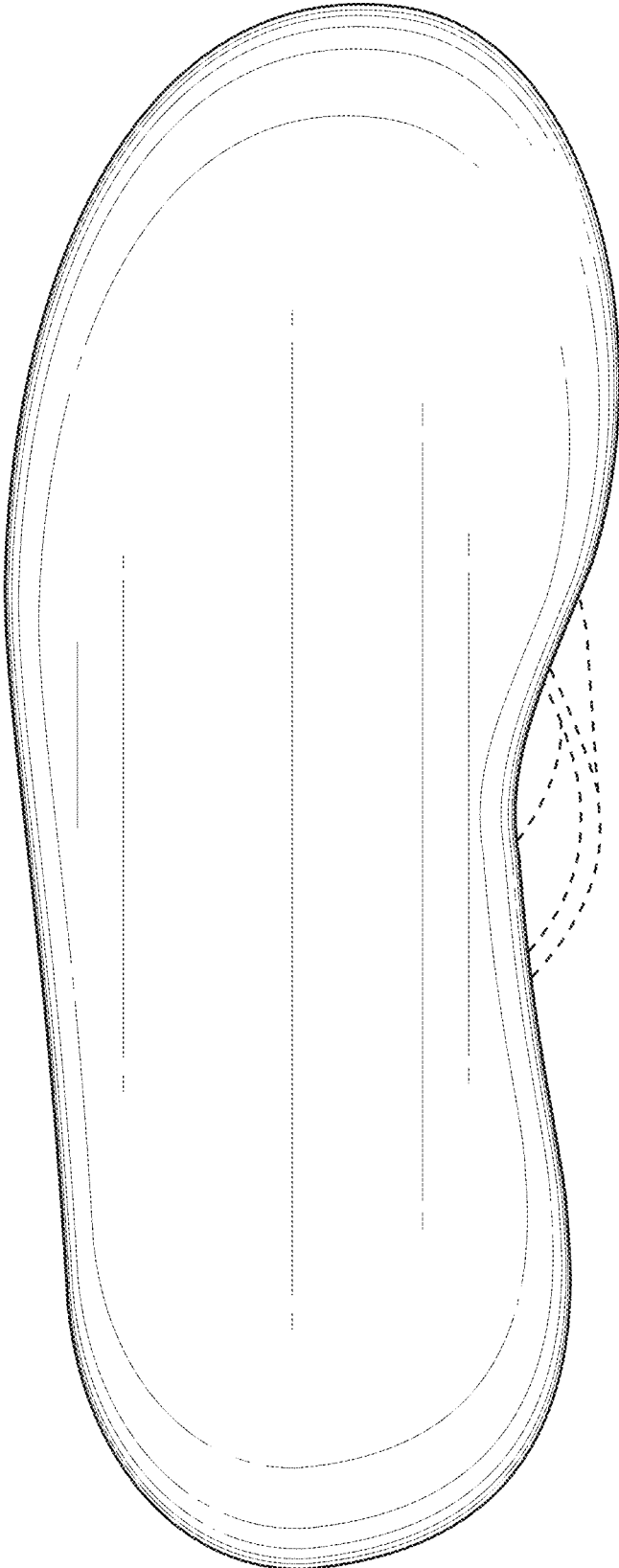


FIG. 5

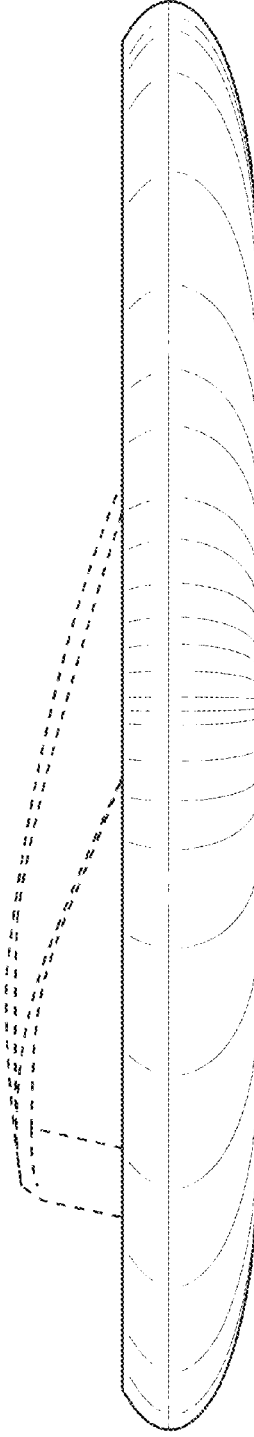


FIG. 6

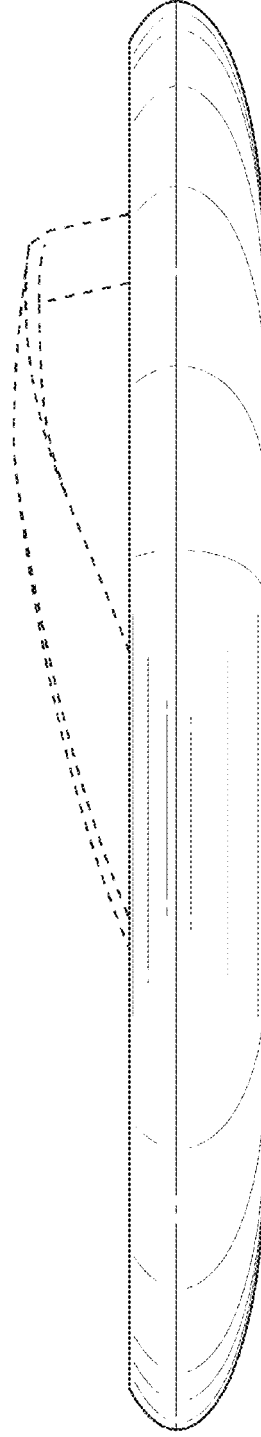


FIG. 7

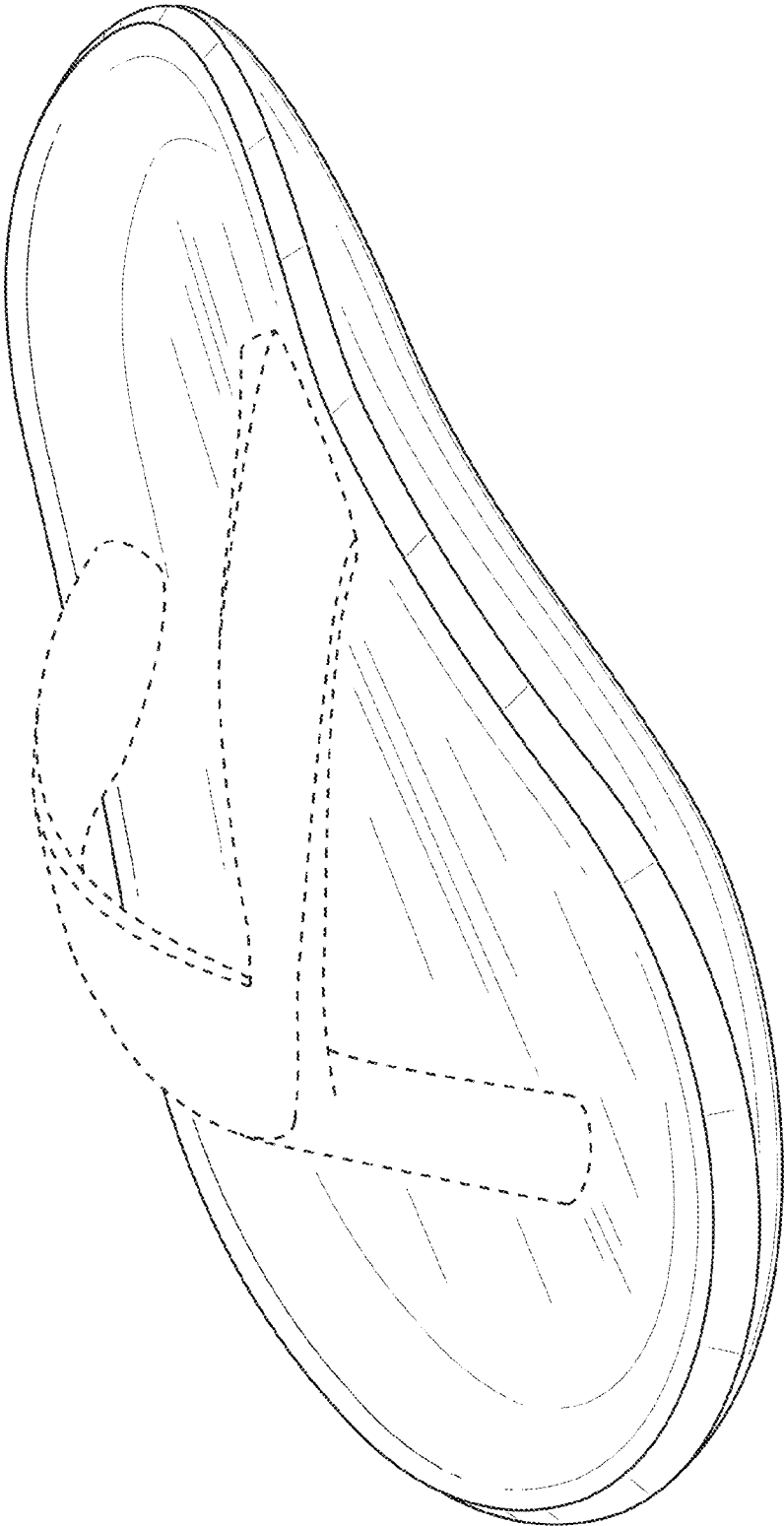


FIG. 8

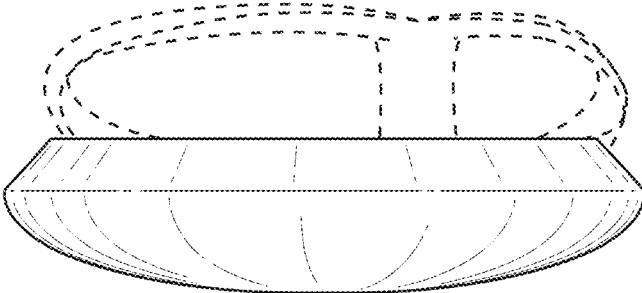


FIG. 9

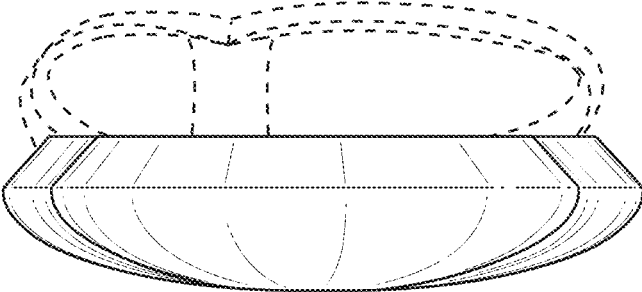


FIG. 10

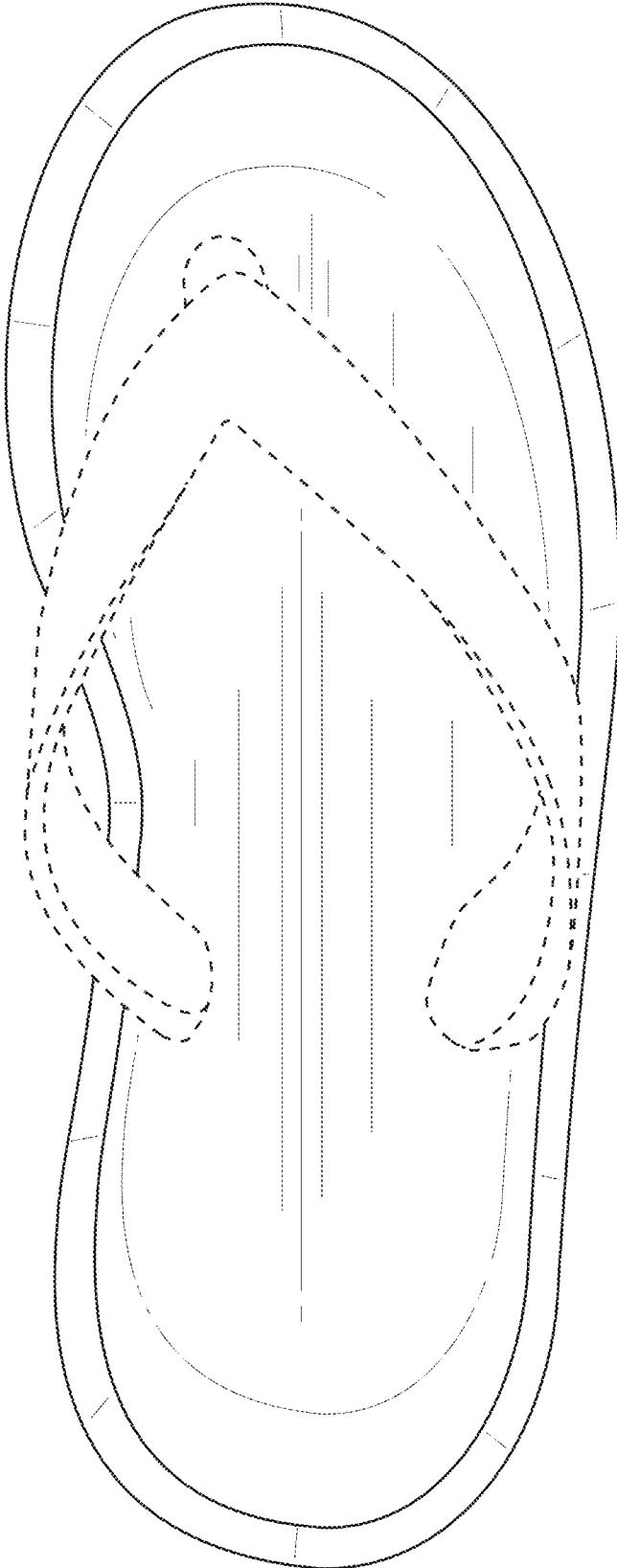


FIG. 11

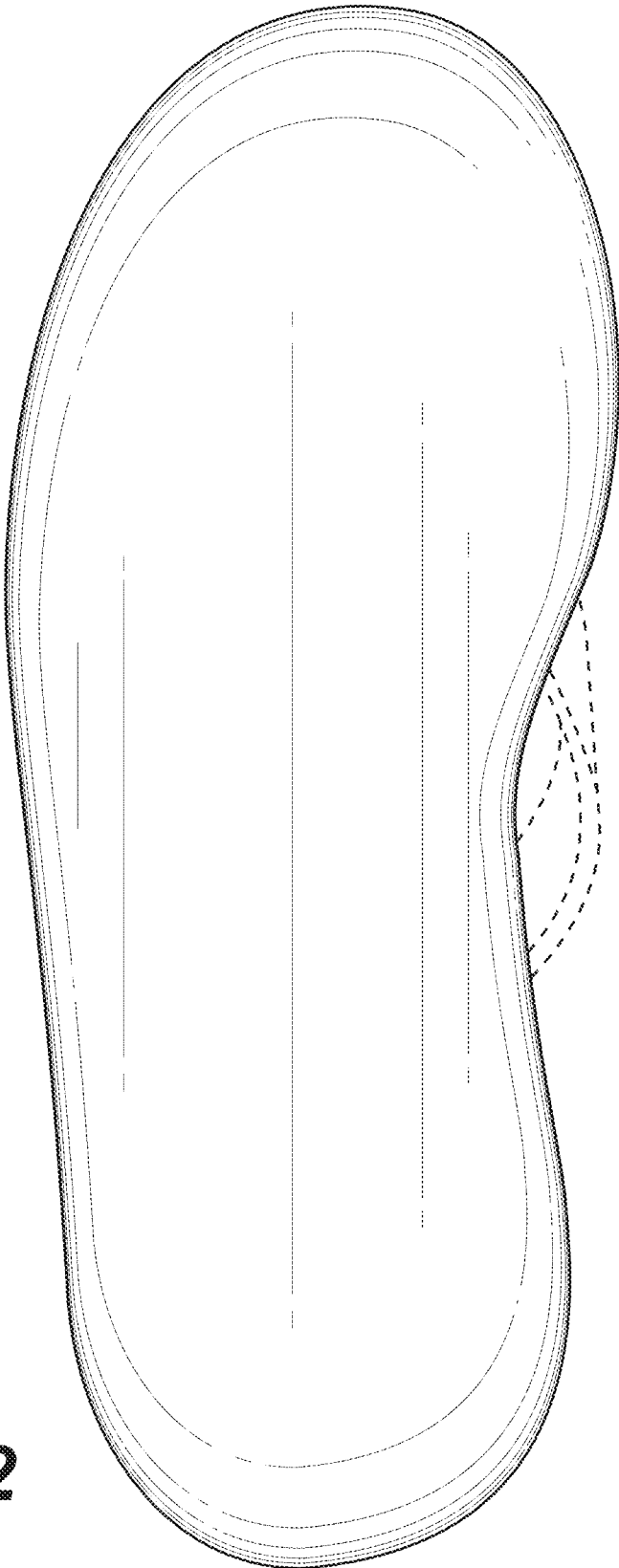


FIG. 12

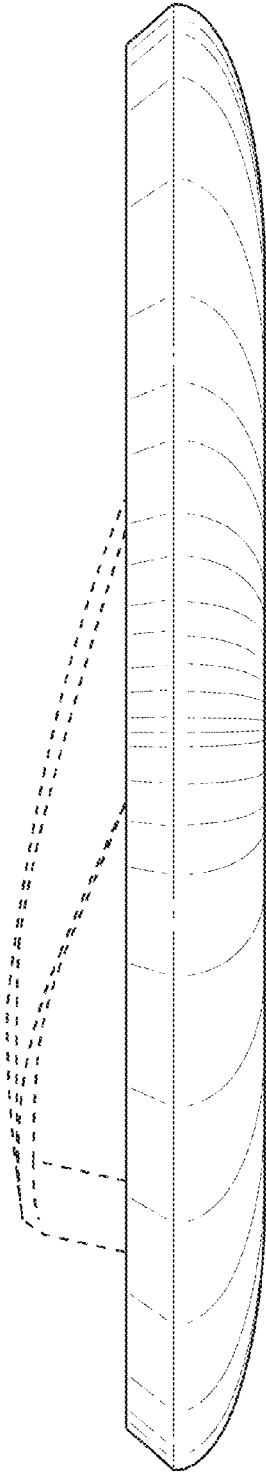


FIG. 13




FIG. 14